




MF30



MORETENS

Innovative woodworking machinery




MOReTENS have been manufacturing woodworking machinery in Sweden for over 25 years. The innovative design of our machines is shaped by our customers' needs, bringing them cost effective solutions and unique advantages.




Moretens' Swedish manufacturing plant.
All the Moretens range is produced to the highest quality standards

MF30



- Multifunctional spindle moulder
- Spindle tilts through 270 degrees
- The spindle can be adjusted vertically and horizontally
- Spindles for moulding and routing
- Tilting fence
- Easy to change spindles
- Sturdy sliding table with large capacity
- Cast-iron chassis



Have you ever had the experience that many moulding projects cannot be carried out on a conventional vertical spindle moulder?

The next generation is here. The innovative design of the MF30 enables it to perform moulding operations impossible with conventional moulders. The MF30 is so versatile we call it the Multi Moulder. The spindle can be tilted through 270 degrees and can be adjusted both in the vertical (500mm) and horizontal (350mm) plane.

Using the MF30 in the vertical moulding position with the tilting spindle [-45 Degrees to + 90 degrees] allows many operations to be carried out without using complicated jigs, or expensive tooling.

The sliding table (1100mmx350mm) is mounted on a cast iron chassis and supported at six adjustable points. The table can be locked in any position along its length of travel. The spindle can be moved vertically and horizontally over the work allowing for full and easy adjustments, this becomes more important when carrying out curved work, or tenoning work.

Both fences are micro adjustable and can tilt to 45 degrees to allow complex angles to be set. The MF30 also has an additional fence on the sliding table which can be used with the hold down clamp when moulding end grain to hold the work securely. This fence can also be set at any angle for angled work. All adjustments are easy to carry out and each direction has a micro scale for repeatable work.


The MF30 comes with two spindle types, one for moulding and one for routing. This unique and versatile machine combines three machines, a moulder, tenoner, and router with five functions:-

1. Moulding with fence.
2. Moulding with sliding table (with the grain)
3. Moulding with sliding table (end grain)
4. Curved moulding
5. Moulding with x-y table.

The MF30 with its cast iron chassis, which is supported on a rolled steel base, makes this machine a very sturdy moulder weighing in at 375kg. The MF30 can be supplied with a wheel kit that makes it ideal for the smaller workshop as it can be easily moved to one side as required.

The control panel is mounted at a convenient position for ease of access and has a start button lock stop button and a reversing switch, allowing the machine to run in either direction.

Accessories



Guard for horizontal position


Guard and hood combined with 3 adjustable pressure bars. The guard can be used for moulding, tenoning and mortising. Max tool diameter 140 mm. For 100 mm hose.

Guard for router spindle

Guard and hood for vertical position with brush side and a adjustable window front. For 100 mm hose.

Extra clamp

Larger pieces needs two clamps one extra for the sliding table or the XY-table.



Attachment for curved mouldings

Attachment built on following parts: Guard piece with pressure bar and 3 curved fences, radius 17, 35, and 50 mm. To be assembled on standard hood.

In- and out-feed table.

Size 500 x 150 mm. Manufactured in 4 mm steel plate.

Spindle 1 1/4"

Spindle for 1 1/4" tools.

Spindle short

For tools up to 40 mm height. Can be combined for M14 tool attachment. Extra clamping device for mounting on the sliding table.

Support table

To mounted on sliding table. Size 350 x 350 mm. Manufactured in 4 mm steel plate.

XY-table

The table is mounted on the sliding carriage giving X,Y movements to mortiser or router. The table is built on ball bearings and therefore it can be operated with one handle giving fully articulated movement. It has two stops along the sliding carriage and one stop "feeding into the cutter". On the inner side you can mount a moulding template for curved mouldings. A bar is provided for the clamp. The clamp can be mounted in 6 different positions on the table. Table size 500 x 340 mm. Height over sliding table 34 mm.

Router spindle.

This is a spindle for router bits, drilling bits, and other shanked tools from 6 to 20 mm. The spindle comes with one collet and chuck wrench. The following diameters 6, 8, 10, 12, 13, 16, and 20 mm collets are available. The collet can close up by 1 mm. For example 13 mm collet you can use to 13 mm, 1/2" and 12 mm shanks.

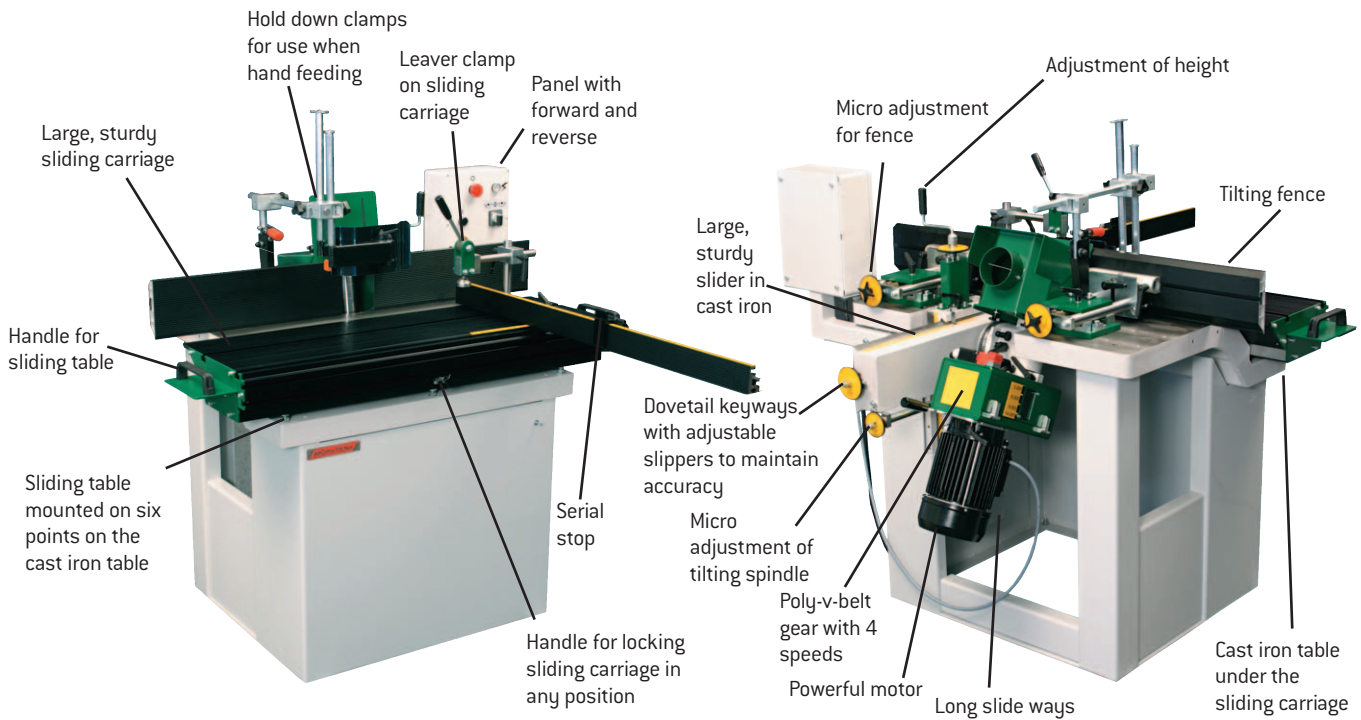


Power feeder

3 feed rollers with dia. 100 mm and width 50 mm, 8 speeds from 2,5 to 54 m/min. Electrical switch for high and low speed as well as forward and reverse. Motor 0,45 kW, 0,6 Hp. Weight 41 kg.

Power supply for feeder

Power supply on control panel. The feeder can be stopped and started from the panel.



Technical data

Spindle diameter, standard	30 mm
Router spindle, option	6-20 mm
Max cutter diameter	200 mm
Max cutter height	130 mm
Spindle speeds	3000, 6000, 9000 r/min
Router spindle speeds	3000, 6000, 9000, 14000 r/min
Fence, size	152 mm

Movements spindle

Tilting	270 deg
Vertically	500 mm
Horizontally	350 mm
Motor	3-phase 400 V [230V]
Motor power	3 kW [4hp]

Dimensions

Sliding table length	1100 mm
Sliding table width	350 mm
Sliding length	1087 mm
Table length	900 mm
Table width, total	750 mm
Table height	850 mm
Weight	375 kg

www.moretens.com

Made in Sweden

MORETENS